



American Society for  
**Gastrointestinal Endoscopy**  
MEDIA KIT

# ASGE.ORG WEBSITE

ASGE physicians have highly specialized training in endoscopic procedures of the digestive tract, including upper gastrointestinal (GI) endoscopy, flexible sigmoidoscopy, colonoscopy, endoscopic retrograde cholangiopancreatography (ERCP) and endoscopic ultrasound (EUS). ASGE is the only medical society that requires documentation of specific training in GI endoscopic procedures. Website placements will be run of site on ASGE.org, with an additional placement on the GI Leap Education Page.



## PRICING

### WEBSITE BANNER PACKAGE

ASGE.ORG Image: 728x90px + GI Leap Image: 1200x125px

Positions: 10 Available


Placements: Run of Site

**\$7,500/Year**

\*\*All positions are available on a first-come, first-serve basis.\*\*

**Need Help With Ad Design?**

OUR GRAPHIC SERVICES ARE INCLUDED.



www.associationrevenuepartners.com



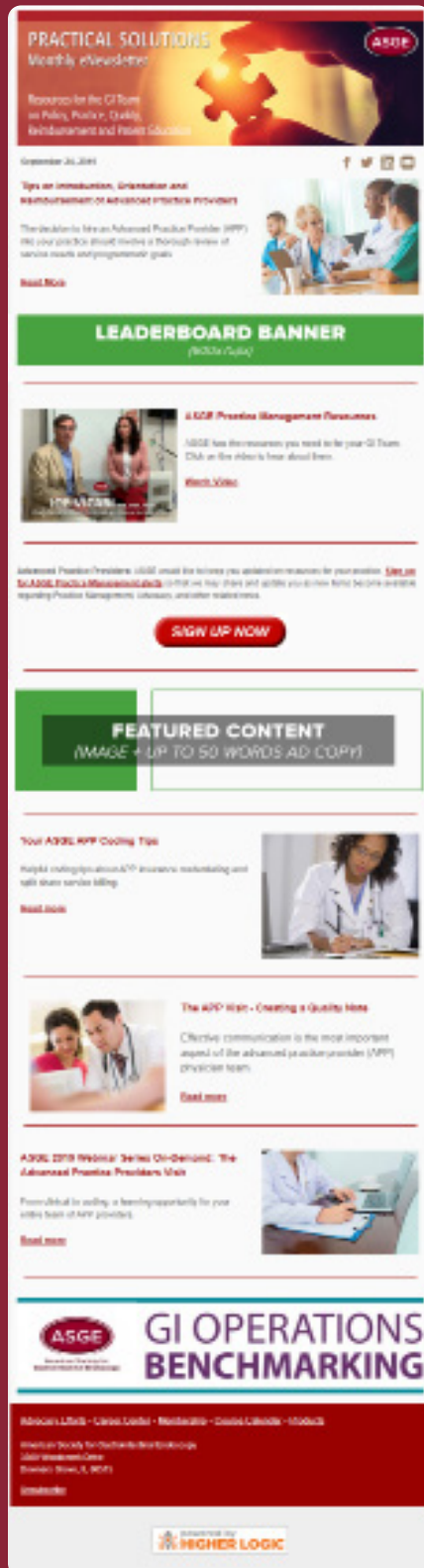
info@associationrevenuepartners.com



855-790-0001

# ASGE'S PRACTICE SOLUTIONS NEWSLETTER

ASGE physicians have highly specialized training in endoscopic procedures of the digestive tract, including upper gastrointestinal (GI) endoscopy, flexible sigmoidoscopy, colonoscopy, endoscopic retrograde cholangiopancreatography (ERCP) and endoscopic ultrasound (EUS). The *Practical Solutions* eNewsletter is released monthly on the last Tuesday of the month to 7,500 subscribers, providing resources for the GI Team on policy, practice, quality, reimbursement and patient education.



## PRICING

### LEADERBOARD BANNER

Image: 600x75px

Positions: 1 Available

Formats: JPG or PNG

**\$3,500/Qtr**

### FEATURED CONTENT

Image: 180x150px + Up to 50 Words Ad Copy

Positions: 1 Available

Formats: JPG or PNG

**\$2,500/Qtr**

**\*\*All positions are available on a first-come, first-serve basis.\*\***

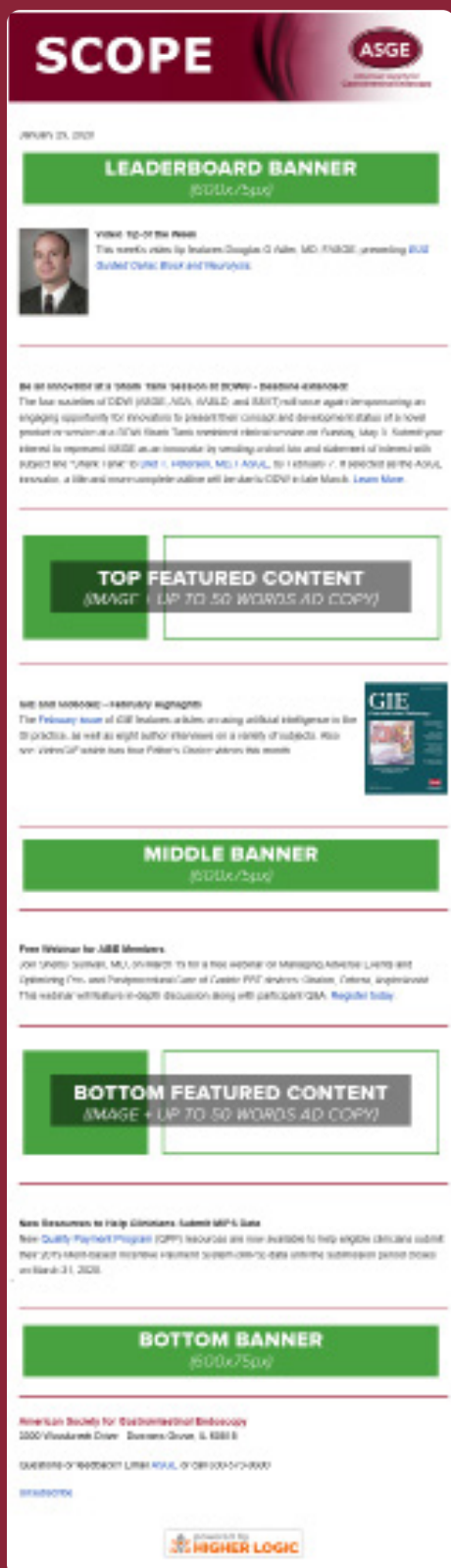
### Need Help With Ad Design?

**OUR GRAPHIC SERVICES ARE INCLUDED.**



# ASGE'S SCOPE NEWSLETTER

ASGE physicians have highly specialized training in endoscopic procedures of the digestive tract, including upper gastrointestinal (GI) endoscopy, flexible sigmoidoscopy, colonoscopy, endoscopic retrograde cholangiopancreatography (ERCP) and endoscopic ultrasound (EUS). The *SCOPE* eNewsletter is released weekly on Wednesdays to 6,500 subscribers- highlighting newsworthy items pertaining to gastroenterology for ASGE members.



## PRICING

### LEADERBOARD BANNER

Image: 600x75px

Positions: 1 Available

Formats: JPG or PNG

**\$5,000/Qtr**

### TOP FEATURED CONTENT

Image: 180x150px + Up to 50 Words Ad Copy

Positions: 1 Available

Formats: JPG or PNG

**\$4,000/Qtr**

### MIDDLE BANNER

Image: 600x75px

Positions: 1 Available

Formats: JPG or PNG

**\$3,500/Qtr**

### BOTTOM FEATURED CONTENT

Image: 180x150px + Up to 50 Words Ad Copy

Positions: 1 Available

Formats: JPG or PNG

**\$3,000/Qtr**

### BOTTOM BANNER

Image: 600x75px

Positions: 1 Available

Formats: JPG or PNG

**\$2,500/Qtr**

**\*\*All positions are available on a first-come, first-serve basis.\*\***


### Need Help With Ad Design?

OUR GRAPHIC SERVICES ARE INCLUDED.



# ASGE DEDICATED BLAST

ASGE physicians have highly specialized training in endoscopic procedures of the digestive tract, including upper gastrointestinal (GI) endoscopy, flexible sigmoidoscopy, colonoscopy, endoscopic retrograde cholangiopancreatography (ERCP) and endoscopic ultrasound (EUS). Dedicated Blasts are only sent out once per month to 8,500 subscribers, with only one company allowed to promote their message.


  
**LUMENDI**

## DiLumen EZ<sup>1</sup>

Endolumenal Interventional Platform

### Unlocking New Potential in GI Endoscopy with DiLumen<sup>®</sup>

#### Transforming Endolumenal Procedures with Precision & Efficiency




The DiLumen<sup>®</sup> platform has improved the way endoscopists approach complex polypectomies and other complex procedures in the right side of the colon. Whether enhancing visualization, providing stability, or facilitating advanced interventions like **Endoscopic Ultrasound (EUS)** and **Overstitch<sup>™</sup>-assisted endolumenal suturing**, DiLumen<sup>®</sup> is unlocking new levels of control and efficiency.


See It in Action:

[EUS with DiLumen: An Innovative Approach](#) (Dr. Kartik Sampath)


[Overstitch with DiLumen: Advanced Closure & Resection](#) (Dr. Moham Abdulsamad)




**Faster, safer interventions** with reduced complications



**Greater procedural efficiency**, improving workflow & patient throughput




**Enhanced cost-effectiveness** – backed by [Dr. Sergey Kantsevov's study](#)



**Seamless device integration** for advanced ESD, EMR, and closure techniques

Download the White Paper: Value & Ease of Use of DiLumen<sup>®</sup> EZ<sup>1</sup>



#### Meet Us at DDW 2025

Join Lumendi at **Digestive Disease Week<sup>®</sup> (DDW) 2025** to explore the next frontier in **endoscopic innovation**.

1. Visit Booth #4923 | San Diego Convention Center | May 3-6, 2025

Watch more expert-led videos on [Lumendi Learning](#)

[Unsubscribe](#)

## PRICING

### DEDICATED BLAST

HTML or TXT HTML File

Email Subject Line

ReplyTo Email

Desired Send Date\*\*

Positions: 1 Available

**\$3,500/Dedicated Blast**

\*\*All positions are available on a first-come, first-serve basis.\*\*

### Need Help With Ad Design?

OUR GRAPHIC SERVICES ARE INCLUDED.