



# ON-DEMAND LEARNING

ENDOSCOPIC LEARNING  
LIBRARY VIDEOS

SELF-ASSESSMENT TOOL

RECORDED WEBINARS  
AND COURSES

PRACTICE MANAGEMENT  
SOLUTIONS



Powered by

**GI Leap**

Learn • Explore • Advance Practice



## TABLE OF CONTENTS

GESAP IX .....	3
Endoscopic Learning Library .....	4
Colorectal .....	4
ERCP .....	7
EUS .....	9
GI Bleeding .....	11
Upper GI .....	12
Small Bowel .....	16
Other GI Topics .....	16
Free Videos .....	17
On-Demand Courses and Webinars .....	18
How to Order .....	19

*Not an ASGE member? Learn how you can immediately access exclusive member pricing under the Provisional Membership program. For details and to apply for ASGE membership, visit [www.asge.org](http://www.asge.org), contact the Customer Care Team at 630-573-0600, or e-mail [membership@asge.org](mailto:membership@asge.org).*

Product availability and pricing subject to change.

## WELCOME TO GI LEAP

ASGE is proud to introduce GI Leap, a new platform that offers the modern learner an optimal online learning experience. With its advanced technological features, GI Leap lays the groundwork for the future of GI learning. Take the leap today!



### What is on GI Leap?

#### Procedure Videos and Digital Resources

- 50 digital Endoscopic Learning Library titles
- Coding Primer: A Guide for the Gastroenterology Practice
- GI Operations Benchmarking Survey Executive Summary/Databook

#### Self-Assessment Tool

The ASGE *Gastrointestinal Endoscopy Self-Assessment Program IX (GESAP IX)* has upgraded features that bring you better performance, educational content, functionality, simplicity, and control.

#### Recorded Webinars & Courses

- Webinar examples include “Colon Polyps” and “Pits and Pitfalls of Endoscope Reprocessing”
- Courses such as Masterclasses: EUS and ERCP, and GI Endoscopy Unit Leadership

#### Course Materials for Live Events

Course pre-assessments, faculty slides, videos, syllabus, waivers and certificates of completion

Also available as an App. Download from the Apple App Store today!

### What does this mean for you?

#### IT'S MORE ACCESSIBLE

Get what you want, the way you want it thanks to robust online-offline capabilities that leverage the power of the GI Leap App – any progress made while working offline is **automatically** synced to the web as soon as you are back online.

#### IT'S FAST

Supercharged with advanced features such as enhanced video streaming for even faster responsiveness.


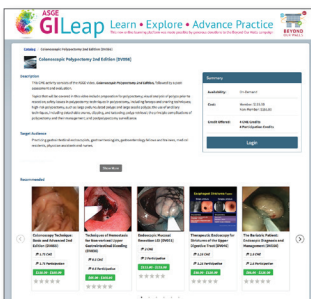
#### IT'S COMPREHENSIVE

Find everything from professional growth to promoting innovation in your practice.

#### IT'S EASY

Optimized user experience that makes it easy to...

- Search for content by disease state, procedures, learning formats, price, and more
- Identify knowledge gaps
- Earn/claim CME and MOC
- Access your educational history with ASGE on one transcript



GI Leap was made possible by generous donations to the Beyond Our Walls Campaign



## LEAP INTO THE NEW AND IMPROVED *GESAP IX*

The *ASGE Gastrointestinal Endoscopy Self-Assessment Program IX (GESAP IX)* is your premier online self-assessment program. Powered by GI Leap, ASGE's new online learning platform, *GESAP IX* is unlike any previous edition, thanks to upgraded features that bring you better performance, educational content, functionality, simplicity, and control. All *GESAP IX* content involves questions that are case-based rather than simple knowledge questions. You'll also be able to learn interactively from endoscopic images and videos, as well as in-depth references, explanations and links to knowledge-enhancing ASGE tools.



### Available on the GI Leap App

In addition to boasting new and updated educational content for an optimal learning experience, *GESAP IX* offers these robust online-offline capabilities, via the GI Leap App.

- **Online** – interact with your content just as you would via the website (i.e., view videos, answer questions, claim credit, etc.). Any *GESAP IX* content in your My Courses on the GI Leap website will also be available for access on the GI Leap App.
- **Offline** – use your content, even when you don't have an internet connection. To do so, you download content to the App before going offline. Using the App in offline mode is similar to downloading a movie to your iPad to use in airplane mode while on a flight. Any progress you make in the App while working offline is **automatically** synced to the web as soon as you are back online.

### Choose Your Self-Assessment Path

The most important enhancement to *GESAP IX* gives you more control of your learning experience through two modes of self-assessment. Decide how you want to evaluate and enhance your knowledge by selecting the mode that suits your needs

Learn Mode	Exam Mode
<p>In this mode, use <i>GESAP IX</i> as a <b>Study Guide</b>. Identify questions and retake those areas where you identified a need for knowledge reinforcement. This mode of self-directed learning provides a means to earn CME credit only by successfully <b>answering 80%</b> of the questions.</p> <p><i>This is your best option for:</i></p> <p><b>Perfecting your knowledge of GI medicine</b> Address knowledge gaps, reinforce training and experience, while identifying areas of strengths and opportunities for growth in both therapeutic and diagnostic understanding.</p> <p><b>Helping meet your CME needs</b> Access up to 51.25 <i>AMA PRA Category 1 Credits™</i>.</p>	<p>Answer questions as if you were sitting for your board certification or recertification exam. Successfully <b>answer 80%</b> of the questions to earn <b>both CME and MOC</b>. You'll have 3 chances to pass. Upon completion, you can review your responses, compare to your peers, and create your own quiz made up of questions you missed</p> <p><i>This is your best option for:</i></p> <p><b>Preparing for the Boards</b> Robust exam-related question sessions on a variety of gastroenterology areas.</p> <p><b>Helping meet both your MOC and CME needs</b> Access up to 51.25 <i>ABIM MOC</i> points and 51.25 <i>AMA PRA Category 1 Credits™</i>.</p>

### Highlights and Features

- New liver module
- Access on mobile devices
- Compare your responses to those of your peers
- Create your own quiz
- Bookmark interesting cases for later reference
- Enter notes for each question
- Submit directly to ABIM for MOC

### 10 Important GI Topics

- Biliary
- Colorectal
- Esophagus
- Liver
- Nutrition
- Patient Preparation, Monitoring, and Sedation
- Pancreas
- Pediatrics
- Small Intestine
- Stomach

### Continuing Medical Education

The American Society for Gastrointestinal Endoscopy is accredited by the Accreditation Council for Continuing Medical Education (ACCME) to provide continuing medical education for physicians. ASGE designates *GESAP IX* for a maximum of 51.25 *AMA PRA Category 1 Credits™*. Physicians should claim only the credit commensurate with the extent of their participation in the activity.

### Maintenance of Certification

Successful completion of this CME activity, which includes participation in the evaluation component, enables the participant to earn up to 51.25 MOC points in the American Board of Internal Medicine's (ABIM) Maintenance of Certification (MOC) program. Participants will earn MOC points equivalent to the amount of CME credits claimed for the activity. It is the CME activity provider's responsibility to submit participant completion information to ACCME for the purpose of granting ABIM MOC credit.



## COLORECTAL

The American Society for Gastrointestinal Endoscopy (ASGE) Endoscopic Learning Library is GI endoscopy's most comprehensive collection of digital procedure videos that also offer CME credits. DVDs are also available while supplies last.

### Continuing Medical Education

ASGE is accredited by the Accreditation Council for Continuing Medical Education to provide continuing medical education for physicians. ASGE designates these enduring materials for the stated maximum number of *AMA PRA Category 1 Credits™*. Participants should claim only the credit commensurate with the extent of their participation in the activity.

### Endoscopic Mucosal Resection – A Comprehensive Learning Tool

Michael J. Bourke, MBBS, MD, Amir Klein, MD, David J. Tate, MBBS, Farzan F. Bahin, MBBS, and Nicholas Burgess, MBChB

A systematic evidence-based approach that takes the viewer step-by-step through the various aspects of colonic EMR. The key components of pre-procedural patient assessment including indications and relative contraindications to the procedure are outlined. A detailed technical overview of lesion assessment, equipment and resection technique is provided. Multiple examples, different scenarios and expert tips to improve efficiency and safety are included. [2016 – TRT 57:00] **1.00 CME Credit**



DV071	Digital Price	DVD Price
Member	<b>\$115</b>	\$125
Non-Member	<b>\$165</b>	\$175

ASGE members: Save **30%** on digital, **28%** on DVD

### Evaluation of the Anorectum: Physical and Endoscopic Examinations

Mitchel Guttenplan, MD, FACS and Waqar A. Qureshi, MD, FASGE

Hemorrhoids, fissures and other anorectal disorders are common and often presented to the gastroenterologist for evaluation and treatment. Colonoscopy has several limitations in these patients. A good anorectal physical examination along with anoscopy is essential. This video describes and demonstrates the physical examination and anoscopy, and some “tips and tricks” to maximize the benefit of flexible endoscopy. The treatment of some of these clinical issues are also discussed. [2017 – TRT 57:00] **1.00 CME Credit**



DV073	Digital Price	DVD Price
Member	<b>\$115</b>	\$125
Non-Member	<b>\$165</b>	\$175

ASGE members: Save **30%** on digital, **28%** on DVD

### Diagnostic and Therapeutic Endoscopy in Patients after Ileal Pouch Surgery

Francis A. Farraye, MD, MSc, FASGE and Bo Shen, MD, FASGE

For gastroenterologists, recognition of the normal anatomy of various forms of the ileal pouch can be challenging. Get stepwise teaching materials to help understand the anatomy of the ileal pouches, various forms of mechanical and inflammatory diseases. Also, learn endoscopic treatment modalities in various pouch disorders, ranging from balloon dilation of stricture to needle knife treatment of anastomotic sinus. [2015 – TRT 1:05:00] **1.00 CME Credit**

DV067	Digital Price	DVD Price
Member	<b>\$115</b>	\$125
Non-Member	<b>\$165</b>	\$175

ASGE members: Save **30%** on digital, **28%** on DVD



## COLORECTAL

### Polyposis Syndrome/Genetic GI: Endoscopic Diagnosis and Management

Vinay Chandrasekhara, MD, Anil K. Rustgi, MD, Timothy C. Hoops, MD, Michael L. Kochman, MD, FASGE, and Gregory G. Ginsberg, MD, FASGE

Get insight on hereditary polyposis syndromes including hereditary nonpolyposis colorectal cancer, familial adenomatous polyposis, Peutz Jeghers syndrome, juvenile polyposis syndrome, Cowden syndrome, and serrated polyposis syndrome with an emphasis on the gastrointestinal manifestations of these diseases. The DVD focuses on the endoscopic appearance of these diseases in the GI tract and the endoscopic management of such diseases.

[2015 – TRT 1:00:00] **1.00 CME Credit**

DV068	Digital Price	DVD Price
Member	<b>\$115</b>	\$125
Non-Member	<b>\$165</b>	\$175

*ASGE members save 30% on digital, 28% on DVD*

### Colonoscopy Technique: Basic and Advanced – 2nd Edition

Also available in Spanish.  
Douglas K. Rex, MD, FASGE

Some of the most critical aspects of a colonoscopy are highlighted including informed consent, selecting the type of colonoscope, understanding tip deflection, anatomic landmarks in the colon, colonoscopic insertion technique, intubation of the terminal ileum, the impact of sedation on technique, maintaining safety during colonoscope insertion, and more. Polypectomy is covered in DV056.

[2013 – TRT 1:43:00] **1.75 CME Credits**

DV055 (DV055s – Spanish)	Digital Price	DVD Price
Member	<b>\$115</b>	\$125
Non-Member	<b>\$165</b>	\$175

*ASGE members save 30% on digital, 28% on DVD*



### Colonoscopic Polypectomy – 2nd Edition

Also available in Spanish.  
Douglas K. Rex, MD, FASGE

Topics covered include visual analysis of polyps prior to resection; safety issues in polypectomy; techniques in polypectomy; high-risk polypectomy, such as large pedunculated polyps and large sessile polyps; the use of ancillary techniques, including detachable snares, clipping, and tattooing; polyp retrieval; the principal complications of polypectomy and their management; and postpolypectomy surveillance.

[2013 – TRT 3:50:00] **4.00 CME Credits**

DV056 (DV056s – Spanish)	Digital Price	DVD Price
Member	<b>\$115</b>	\$125
Non-Member	<b>\$155</b>	\$175

*ASGE members save 26% on digital, 28% on DVD*



*Buy a DVD, Get the Digital Version Free!*

## COLORECTAL



### Endoscopic Mucosal Resection – LGI

Also available in Spanish.  
 Gottumukkala S. Raju, MD, FASGE,  
 Tonya R. Kaltenbach, MD, MS, FASGE,  
 and Roy M. Soetikno, MD, MS, FASGE

Different types of Endoscopic Mucosal Resections (EMR) are featured, such as lift and cut, suck and cut with a cap or using a band ligation. View actual video demonstrations of these techniques within the colon. A section on managing EMR complications related to bleeding, perforations and stricture and patient follow-up is also included.

[2012 – TRT 1:42:00] **2.00 CME Credits**

DV051 (DV051s – Spanish)	Digital Price	DVD Price
Member	<b>\$115</b>	\$125
Non-Member	<b>\$155</b>	\$175

ASGE members save **26%** on digital, **28%** on DVD



### Diagnosis of Flat and Depressed Colorectal Neoplasms

Also available in Spanish.

Roy M. Soetikno, MD, MS, FASGE, Jennifer Barro, MD, Shai Friedland, MD, Suzanne Matsui, MD, Robert Rouse, MD, and Takahiro Fujii, MD

The endoscopic features, classification, detection, evaluation, and treatment of flat and depressed colorectal neoplasms are described and demonstrated.

[2004 – TRT 18:00]

DV016 (DV016s – Spanish)	Digital Price	DVD Price
Member	<b>\$45</b>	\$55
Non-Member	<b>\$85</b>	\$95

ASGE members save **47%** on digital, **42%** on DVD

### Endoscopic Submucosal Dissection of Colon Lateral Spreading Tumor

(2012 Audiovisual Award Honorable Mention)

Won Young Cho, MD, Bong Min Ko, MD, Gene Hyun Bok, MD, PhD, Kwang Yeun Shim, MD, Hyun Gun Kim, MD, PhD, Tae Hee Lee, MD, Suck Ho Lee, MD, So Young Jin, MD, and Joo Young Cho, MD

Evidence-based comprehensive review of the indications, technical aspects and complications of performing endoscopic submucosal dissection of colonic lateral spreading tumors. Get details on the when, why, how and when not to perform this procedure with multiple outstanding video clips demonstrating the techniques and tools used to perform ESD in the colon.

[2012 – TRT 36:00] **0.75 CME Credit**

DV054	Digital Price	DVD Price
Member	<b>\$65</b>	\$75
Non-Member	<b>\$105</b>	\$115

ASGE members save **38%** on digital, **34%** on DVD

### Colonoscopy Set

Save **10%** by purchasing DV055 & DV056 as a bundled video set. You can also purchase this set in Spanish.

DV208 (DV208s – Spanish)	Digital Price	DVD Price
Member	<b>\$185</b>	\$225
Non-Member	<b>\$250</b>	\$315

ASGE members: Save **26%** on digital, **28%** on DVD



## COLORECTAL

## ERCP

### Office-Based, Non-Endoscopic Treatments for Hemorrhoids

Mitchel Guttenplan, MD, FACS and Robert A. Ganz, MD, FASGE

Content includes proper physical exam and endoscopic exam of anorectum, care of anal fissures, other spastic disorders and pelvic floor dysfunction, the need to address coexistent issues at the time of hemorrhoid care, and demonstration of in-office or ambulatory surgery centers (ASC) care of hemorrhoids.

[2013 – TRT 41:00] **0.75 CME Credit**

DV059	Digital Price	DVD Price
Member	<b>\$85</b>	\$95
Non-Member	<b>\$125</b>	\$135

ASGE members save **32%** on digital, **29%** on DVD

### Endoscopic Approach to Hemorrhoids

Rome Jutabha, MD, Tonya R. Kaltenbach, MD, MS, FASGE, and Roy M. Soetikno, MD, MS, FASGE

Learn more about the safe, effective, and well tolerated endoscopic therapy of symptomatic hemorrhoids.

[2006 – TRT 28:02] **0.50 CME Credit**

DV027	Digital Price	DVD Price
Member	<b>\$45</b>	\$55
Non-Member	<b>\$85</b>	\$95

ASGE members save **47%** on digital, **42%** on DVD

### Optical Diagnosis of Colorectal Polyps

Also available in Spanish. (2013 Audiovisual Award Honorable Mention)

This is only available as a digital video.

Tonya R. Kaltenbach, MD, MS, FASGE and Roy M. Soetikno, MD, MS, FASGE

The current pathologic diagnosis of colorectal polyps is at the tissue level. It is based on objective criteria, and is reproducible by various pathologists. This video highlights how the concept of optical diagnosis is based on these same principles.

[2013 – TRT 42:00] **0.75 CME Credit**

OLV004 (OLV004s – Spanish)	Digital Price
Member	<b>\$35</b>
Non-Member	<b>\$50</b>

ASGE members save **30%**

### Endoscopic Retrograde Cholangiogram for Benign Biliary Diseases

Anthony Yuen Bun Teoh, MD, FRCS, Philip Wai Yan Chiu, MD, FRCS, FASGE, Charing Ching Ning Chong, FRCSEd, Joseph Jao Yiu Sung, MD, PhD, James Yun Wong Lau, FRCS, and Enders Kwok Wai Ng, MD, FRCS

A comprehensive presentation and demonstration of ERC in the treatment of benign hepato-biliary diseases, including management of common bile duct stones, surgical biliary complications, benign biliary strictures, primary sclerosing cholangitis, and sphincter of Oddi dysfunction.

[2010 – TRT 1:09:00]

DV044	Digital Price	DVD Price
Member	<b>\$85</b>	\$95
Non-Member	<b>\$125</b>	\$135

ASGE members save **32%** on digital, **29%** on DVD



### Hemorrhoids Set

Save **10%** by purchasing DV027 & DV059 as a bundled video set.

DV209	Digital Price	DVD Price
Member	<b>\$110</b>	\$135
Non-Member	<b>\$170</b>	\$210

ASGE members: Save **35%** on digital, **35%** on DVD

## ERCP

### Techniques of Endoscopic Therapy in Pancreatic Disorders

Kapil Gupta, MD, MPH, FASGE,  
Timothy P. Kinney, MD, and  
Martin L. Freeman, MD, FASGE

A detailed technical presentation of approaches to pancreatic therapy including ERCP, and adjunctive therapies such as EUS rendezvous, and extracorporeal shock wave lithotripsy are presented. Also addressed are the associated risks and complexities of these techniques and the supporting infrastructure and background required.

[2009 – TRT 1:22:00] **1.50 CME Credits**

DV043	Digital Price	DVD Price
Member	<b>\$65</b>	\$75
Non-Member	<b>\$105</b>	\$115

ASGE members save **38%** on digital, **34%** on DVD

### Endoscopic Papillectomy for Tumors of the Major Duodenal Papilla

Tae Yoon Lee, MD, Myung-Hwan Kim, MD,  
Sang Soo Lee, MD, Dong Wan Seo, MD, PhD, and  
Sung Koo Lee, MD

Get a comprehensive spectrum of ampullary neoplasms of the papilla of Vater, with detailed video footage of endoscopic resection techniques.

[2008 – TRT 16:00] **0.25 CME Credit**

DV038	Digital Price	DVD Price
Member	<b>\$45</b>	\$55
Non-Member	<b>\$85</b>	\$95

ASGE members save **47%** on digital, **42%** on DVD

### Biliary Access Techniques for ERCP: From Basic to Advanced

Martin L. Freeman, MD, FASGE, and  
Kapil Gupta, MD, MPH, FASGE

A complete presentation of biliary cannulation and access techniques for ERCP ranging from basic to very advanced.

All of the major techniques for biliary cannulation are presented in detail, including traditional methods, guidewire cannulation, and particular emphasis on various approaches including pancreatic guidewire and pancreatic stent-assisted techniques.

[2007 – TRT 1:03:21]

DV035	Digital Price	DVD Price
Member	<b>\$85</b>	\$95
Non-Member	<b>\$125</b>	\$135

ASGE members save **32%** on digital, **29%** on DVD



### ERCP Set

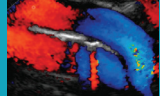
Save **10%** by purchasing DV035, DV038, DV043, & DV044 as a bundled video set.

DV206	Digital Price	DVD Price
Member	<b>\$252</b>	\$285
Non-Member	<b>\$396</b>	\$430

ASGE members: Save **36%** on digital, **33%** on DVD

Buy a DVD, Get the Digital Version Free!





## EUS

### Endoscopic Management of Necrotizing Pancreatitis and Pseudocysts

Martin L. Freeman, MD, FASGE, Stuart K. Amateau, MD, PhD, Mustafa A. Arain, MD, Rajeev Attam, MD, Gregory J. Beilman, MD, Guru Trikudanathan, MD, and J. Shawn Mallery, MD

Endoscopic interventions are rapidly evolving to be preferred treatment modalities for collections associated with necrotizing pancreatitis, as well as for pseudocysts. Application of these techniques requires not only highly advanced technical expertise, but in depth understanding of a complex multisystem disorder, and integration with other disciplines including interventional radiology, surgery, and critical care. With over 2 hours of content, divided into 12 chapters, this video explores the latest approach to these entities in great detail. Conveniently packaged on a Flash Drive.

[2017 – TRT 2:16:00] **2.25 CME Credits**

DV077	Digital Price	DVD Price
Member	<b>\$115</b>	\$125
Non-Member	<b>\$165</b>	\$175

ASGE members save **30%** on digital, **28%** on DVD



### EUS-Guided Biliary Drainage: Current Techniques

(2015 Audiovisual Award Winner)

Vinay Dhir, MD, FASGE, Takao Itoi, MD, FASGE, and Amit Maydeo, MD, FASGE

EUS-guided biliary drainage (EUS-BD) has evolved as a viable technique for endoscopic biliary drainage. This video shows the current indications, techniques, and adverse events of EUS-BD. Technical details of the various EUS-BD procedures like rendezvous procedure, choledochoduodenostomy, hepatico-gastrostomy, and antegrade procedure are shown with multiple case scenarios. Possible adverse events and tips for their prevention are discussed.

[2015 – TRT 30:00] **0.50 CME Credit**

DV069	Digital Price	DVD Price
Member	<b>\$115</b>	\$125
Non-Member	<b>\$165</b>	\$175

ASGE members save **30%** on digital, **28%** on DVD



### The Role of Endoscopic Ultrasound in Evaluation of Lung Cancer

(2017 Audiovisual Award Winner)

Malay Sharma, MD, DM, Piyush Somani, MD, DM, Rajendra Lingampalli, MD, DM, Saurabh Jindal, MD, DM, Raghav Bansal, MD, and Krishnaveni Janarthanan, MD, DM

Tissue diagnosis of lung cancer is obtained by thoracocentesis, bronchoscopy and CT guided biopsy. Endoscopic ultrasound (EUS) and endobronchial ultrasound (EBUS) are considered standard tests for evaluation of lung cancer. This video presents the techniques of EUS and EBUS along with applied anatomy of mediastinum. Topics covered: identification of International Association of Study of Lung Cancer (IASLC) borders, techniques of N staging as described by IASLC for 1 to 14 stations, T staging, including methods of assessment for local invasion, and M staging by screening of liver and left adrenal gland.

[2017 – TRT 30:00] **0.50 CME Credit**

DV075	Digital Price	DVD Price
Member	<b>\$115</b>	\$125
Non-Member	<b>\$165</b>	\$175

ASGE members save **30%** on digital, **28%** on DVD



### ABCs of EUS: A Complete Roadmap

(2014 Audiovisual Award Winner)

John Meenan, MD, PhD, FRCPI, FRCP, Charles Vu, MD, and Sabina DeMartino, MD

A “stations” approach to performing all the major areas of Linear and Radial EUS is covered. Benefit from 17 narrated video clips that include: EUS videos, literature discussions with slides of key points, diagrams and CT scans of regional anatomy, as well as animation to explain scope position and view orientation.

[2014 – TRT 4:00:00] **4.00 CME Credits**

DV064	Digital Price	DVD Price
Member	<b>\$115</b>	\$125
Non-Member	<b>\$165</b>	\$175

ASGE members save **30%** on digital, **28%** on DVD

## EUS

### Therapeutic EUS

Michael J. Levy, MD and  
Mark D. Topazian, MD, FASGE

The many aspects of therapeutic ultrasound are covered including celiac plexus interventions; drainage of pancreatic fluid collections; pancreaticobiliary access and drainage; and therapy of gastrointestinal bleeding.

[2009 – TRT 1:22:00] **1.50 CME Credits**



DV042	Digital Price	DVD Price
Member	<b>\$85</b>	\$95
Non-Member	<b>\$125</b>	\$135

ASGE members save **32%** on digital, **29%** on DVD

### EUS Guided Tissue Sampling Techniques: Cytology & Biopsy

Henning Gerke, MD, Maged K. Rizk, MD,  
Kerry A. Proctor, MD, Gail C. Crowe, RN, BSN,  
CGRN, and Mary C. Bartley, RN

The use of endoscopic ultrasound to obtain fine needle aspiration samples for cytology and trucut biopsy for histology is discussed. Indications, contraindications and complications of each procedure are reviewed, plus the methods employed in handling each specimen type.

[2008 – TRT 35:52] **0.50 CME Credit**

DV040	Digital Price	DVD Price
Member	<b>\$65</b>	\$75
Non-Member	<b>\$105</b>	\$115

ASGE members save **38%** on digital, **34%** on DVD

### EUS Set

Save **10%** by purchasing DV040, DV042, DV048, DV064, DV069, DV075, & DV077 as a bundled video set.

DV207	Digital Price	DVD Price
Member	<b>\$549</b>	\$690
Non-Member	<b>\$801</b>	\$980

ASGE members: Save **31%** on digital, **29%** on DVD

### Paradigm Shift in Endoscopic Management of Peri-pancreatic Fluid Collection

This is only available as a digital video

Anthony Yuen Bun Teoh, MD, FRCSEd (Gen),  
Charing Ching Ning Chong, FRCSEd (Gen),  
Lawrence Khek Yu Ho, MD, Vinay Kumar Dhir, MD,  
FASGE, Zhen Dong Jin, MD, Mitsuhiro Kida, MD,  
Jong Ho Moon, MD, PhD, Dong Wan Seo, MD, PhD,  
Ai Ming Yang, MD, Kenneth F. Binmoeller, MD, PhD,  
FASGE, Shyam Varadarajulu, MD, and the Asian  
EUS group

Highlights include the technical and technological evolution in endoscopic drainage of peri-pancreatic fluid collections (PFCs), the 2012 Revised Atlanta's criteria for defining PFCs, the optimal approach for draining pseudocysts, the role of endoscopic drainage in pancreatic necrosis, the technical considerations in endoscopic drainage, the specific stent systems for EUS-guided drainage, the adjunctive measures for successful endoscopic drainage, and more.

[2015 – TRT 35:00] **0.50 CME Credit**

OLV005	Digital Price
Member	<b>\$35</b>
Non-Member	<b>\$50</b>

ASGE members save **30%**

### A Primer to Hepato-Pancreato-Biliary (HPB) EUS

(2011 Audiovisual Award Winner)

This is only available as a DVD

Jarrod Lee, MBBS, MRCP, Sharmila Sachithanandan, MD, Krishnan Raman, MD, Chan Yee Ming, MD, and Chin Khong Ling, MD

The basic principles and techniques of an EUS approach to common clinical presentations of HPB disorders are featured such as pancreatic masses, cystic lesions of the pancreas, pancreatitis, dilated biliary ducts and gallbladder disorders. This CD-ROM is not Mac compatible.

[2011 – TRT 1:15:00] **1.25 CME Credits**

DV048	DVD Price
Member	<b>\$95</b>
Non-Member	<b>\$135</b>

ASGE members save **29%**



## GI BLEEDING

### Management of Bleeding Gastric Varices

(2018 Audiovisual Award Winner)

This is only available as a digital video

Perica Davitkov, MD, AnnMarie Kieber-Emmons, MD, Gerald Isenberg, MD, MBA, FASGE, Indravadan Patel, MD, and Richard Wong, MD, FASGE

There is often confusion amongst gastroenterologists as to the best treatment for bleeding gastric varices (GV), especially in the United States, where glue injection is not FDA-approved. The main objective of this video is to understand the management of bleeding gastric varices in the US. Several modalities are available for treatment of bleeding GV: variceal ligation, glue injection, TIPS and balloon-occluded retrograde transvenous obliteration (BRTO). The authors present a video of bleeding gastric varices and discuss techniques of glue injection with assistance using Doppler endoscopic probe (DEP) and confirmation of obliteration of subsurface blood flow by DEP. The latest literature and guidelines are presented, standard good practice is demonstrated, and new endoscopic technologies which are now available are highlighted.

[2018 – TRT 30:00] 0.50 CME Credit

**OLV011** Digital Price

Member	<b>\$115</b>
Non-Member	<b>\$165</b>

ASGE members save **30%**



### Techniques of Hemostasis for Non-variceal Upper Gastrointestinal Bleeding

Louis M. Wong Kee Song, MD, FASGE  
Elizabeth Rajan, MD, FASGE, and  
Christopher J. Gostout, MD, FASGE

Currently available hemostatic devices and appropriate techniques for their utilization in the management of non-variceal UGI bleeding using various treatment paradigms are featured.

[2008 – TRT 36:00] 0.50 CME Credit

**DV036** Digital Price DVD Price

Member	<b>\$65</b>	\$75
Non-Member	<b>\$105</b>	\$115

ASGE members save **38%** on digital, **34%** on DVD



### Endoscopic Gluing Technique Using the Cyanoacrylate Super Glue

(2013 Audiovisual Award Winner)

Roy M. Soetikno, MD, MS, FASGE and  
Tonya R. Kaltenbach, MD, MS, FASGE

The authors describe and discuss the readily available cyanoacrylate, the details of the glue and endoscope preparation, the pearls of successful injection and the methods to avoid complications. The glue injection is shown primarily for treatment of bleeding gastric varices, and demonstrated in the setting of complex esophageal varices and fistulas.

[2013 – TRT 24:00] 0.50 CME Credit

**DV060** Digital Price DVD Price

Member	<b>\$65</b>	\$75
Non-Member	<b>\$105</b>	\$115

ASGE members save **38%** on digital, **34%** on DVD

### Anorectal Bleeding

(2013 Audiovisual Award Honorable Mention)

Shou-jiang Tang, MD, FASGE,  
Sumanth R. Daram, MD, FACP,  
Ruonan Wu, MSE, and Christopher Lahr, MD

Lower gastrointestinal (GI) bleeding is traditionally defined as bleeding originating from a lesion anatomically located distal to the ligament of Treitz. Clinically, it encompasses hematochezia from a small bowel or colon etiology, as well as anal “outlet” bleeding from an anorectal source. Content will focus on the etiology, evaluation and management of anorectal bleeding.

[2013 – TRT 1:12:00] 1.25 CME Credits

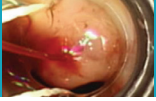
**DV058** Digital Price DVD Price

Member	<b>\$85</b>	\$95
Non-Member	<b>\$125</b>	\$135

ASGE members save **32%** on digital, **29%** on DVD



Buy a DVD, Get the Digital Version Free!



## GI BLEEDING

### Endoscopic Management of Variceal Hemorrhage in Cirrhosis

(2009 Audiovisual Award Winner)

*Soung Won Jeong, MD, Joo Young Cho, MD, Jae Young Jang, MD, Won Young Cho, MD, Gene Hyun Bok, MD, PhD, Hong Su Kim, MD, Jin Oh Kim, MD, and Joon Seong Lee, MD*

Gastroesophageal varices (GEV) are present in approximately 50% of patients with cirrhosis. GEV hemorrhage is the most common lethal complication of cirrhosis, occurring in ~20% if untreated. The DVD focuses on the endoscopic management of esophageal varices, and includes sections on endoscopic screening, prophylaxis and the acute management of patients with variceal hemorrhage.

[2009 – TRT 26:00] **0.50 CME Credit**

DV041	Digital Price	DVD Price
Member	<b>\$85</b>	\$95
Non-Member	<b>\$125</b>	\$135

*ASGE members save 32% on digital, 29% on DVD*

### Endoscopic Interpretation and Therapy of Severe Lower GI Bleeding

*Roy M. Soetikno, MD, MS, FASGE, Tonya R. Kaltenbach, MD, MS, FASGE, Peter B. Kelsey, MD, FASGE, and Kenneth R. McQuaid MD, FASGE*

Lower gastrointestinal bleeding is common, accounting for approximately 30% of all major GI bleeding. Studies have shown that urgent colonoscopy can be safe and therapeutic. The DVD sheds light on the art and science of the endoscopic management of patients with acute severe lower GI bleeding.

[2007 – TRT 33:13]

DV032	Digital Price	DVD Price
Member	<b>\$45</b>	\$55
Non-Member	<b>\$85</b>	\$95

*ASGE members save 47% on digital, 42% on DVD*

## UPPER GI

### Endoscopic Treatment of Zenker's Diverticulum: Principles and Techniques for Successful Flexible Endoscopic Myotomy

(2015 Audiovisual Award Winner)

*Wajeeh Salah, MD and Todd H. Baron, MD, FASGE*

Flexible endoscopic myotomy is a relatively new approach and is becoming increasingly practiced among other therapeutic endoscopic procedures. The ability to perform flexible endoscopic myotomy is an invaluable addition to the armamentarium of the practicing therapeutic gastroenterologist. The authors provide a foundation for understanding the pathophysiology, tools, treatment strategies and challenges in treating patients with Zenker's diverticulum.

[2015 – TRT 25:00] **0.50 CME Credit**

DV070	Digital Price	DVD Price
Member	<b>\$115</b>	\$125
Non-Member	<b>\$165</b>	\$175

*ASGE members save 30% on digital, 28% on DVD*

### Esophageal Introitus (2014 Audiovisual Award Winner)

*Shou-jiang Tang, MD, FASGE and Ruonan Wu, MSE*

Benefit from valuable insight as the authors demonstrate EI anatomy, endoscopic findings and pathologies within EI and their management. Plus, learn to diagnose common endoscopic findings such as gastric mucosa heterotopia, web, radiation stricture, cricopharyngeal bar, mucositis, foreign body impaction, and more.

[2014 – TRT 1:02:00] **1.00 CME Credit**

DV061	Digital Price	DVD Price
Member	<b>\$115</b>	\$125
Non-Member	<b>\$165</b>	\$175

*ASGE members save 30% on digital, 28% on DVD*

*Buy a DVD, Get the Digital Version Free!*



### A Guide to the Endoscopic Assessment of Barrett's Esophagus

(2018 Audiovisual Award Winner)

This is only available as a digital video

Vani Konda, MD, FASGE, Irving Waxman, MD, FASGE, John Hart, Sreekar Vennalaganti, and Prateek Sharma, MD, FASGE

There have been major developments in our understanding of patients with Barrett's esophagus in terms of the risk for progression, the rate of progression, proper diagnosis, and optimal ways to assess the Barrett's esophagus. This video will outline each of these areas, Basics on Barrett's Esophagus, Standard Endoscopic Assessment, and Advanced Imaging Modalities. The latest literature and guidelines are presented, standard good practice is demonstrated, and new endoscopic technologies which are now available are highlighted.



[2018 – TRT 30:00] **0.50 CME Credit**

<b>OLV010</b>	<b>Digital Price</b>
Member	<b>\$115</b>
Non-Member	<b>\$165</b>

ASGE members save **30%**

### Per-Oral Endoscopic Myotomy (POEM) for Achalasia

(2014 Audiovisual Award Winner)

Jun-Hyung Cho, MD, Joo Young Cho, MD, Tae Hee Lee, MD, Su Jin Hong, MD and Won Kyung Cho, MD

Specific content covered includes examinations and preparation before POEM, procedural techniques, and post-procedure care. This DVD will help you learn more about how POEM procedure consists of five cardinal steps: creation of mucosal entry, creation of submucosal tunnel, identification of the esophagogastric junction, endoscopic myotomy and closure of mucosal entry.

[2014 – TRT 24:00] **0.50 CME Credit**

<b>DV062</b>	<b>Digital Price</b>	<b>DVD Price</b>
Member	<b>\$115</b>	\$125
Non-Member	<b>\$165</b>	\$175

ASGE members save **30%** on digital, **28%** on DVD

### The Detection, Diagnosis and Treatment of Superficial Nonpolypoid Barrett's Neoplasia – A Potential New Approach

Roy M. Soetikno, MD, MS, FASGE, Tonya R. Kaltenbach, MD, MS, FASGE, Noriya Uedo, MD, and Takuji Gotoda MD, PhD, FASGE

Content covered includes detection of neoplasia using white light endoscopy and image enhanced endoscopy, and the diagnosis of superficial Barrett's neoplasia using the microvessels and surface findings. You will also learn the technique of using indigo carmine to help define the border of the neoplasia.

[2014 – TRT 25:00] **0.50 CME Credit**

<b>DV063</b>	<b>Digital Price</b>	<b>DVD Price</b>
Member	<b>\$85</b>	\$95
Non-Member	<b>\$125</b>	\$135

ASGE members save **32%** on digital, **29%** on DVD

### The Bariatric Patient: Endoscopic Diagnosis and Management

Sreenivasa S. Jonnalagadda, MD, FASGE, Steven A. Edmundowicz, MD, FASGE, and Sachin B. Wani, MD, FASGE

Benefit from a presentation of the role of endoscopy in the management of specific problems encountered in the post-bariatric patient. The clinical presentation, technical aspect of endoscopic interventions and expected outcomes will also be discussed.

[2012 – TRT 2:08:00] **2.50 CME Credits**

<b>DV050</b>	<b>Digital Price</b>	<b>DVD Price</b>
Member	<b>\$85</b>	\$95
Non-Member	<b>\$125</b>	\$135

ASGE members save **32%** on digital, **29%** on DVD

### Upper GI Cancer Set

Save **10%** by purchasing DV011, DV047 & DV057 as a bundled video set.

<b>DV210</b>	<b>Digital Price</b>	<b>DVD Price</b>
Member	<b>\$185</b>	\$205
Non-Member	<b>\$275</b>	\$310

ASGE members: Save **33%** on digital, **33%** on DVD

## UPPER GI

### Bariatric Surgery – An Instructional Program for GI Endoscopists

Christopher Huang, MD, R. Armour Forse, MD, PhD, and Francis A. Farraye, MD, MSc, FASGE

Information on major bariatric operations along with video clips demonstrating normal anatomy and commonly encountered post-operative complications are provided.

[2004 – TRT 30:00] **0.50 CME Credit**

#### DV018 **DVD Price**

Member	\$55
Non-Member	\$95

ASGE members save **42%**

### Endoscopic Techniques for Enteral Access in Nutritional Support

Stephen A. McClave, MD, FASGE and Mark H. DeLegge, MD, FASGE

Basic techniques of endoscopic enteral access device placement and modification of these techniques based on specific patient situations are presented.

[2001 – TRT 36:30]

#### DV022 **Digital Price** **DVD Price**

Member	<b>\$45</b>	\$55
Non-Member	<b>\$85</b>	\$95

ASGE members save **47% on digital, 42% on DVD**

### Endoscopic Management of Early Stage Cancers of the Esophagus and Stomach

Gene Hyun Bok, MD, PhD, Joo Young Cho, MD, and So Young Jin, MD

Get an evidenced-based review of the current endoscopic techniques for endoscopic resection of malignant and premalignant lesions of the esophagus and stomach. This includes detailed demonstrations of EMR/ESD in the esophagus and stomach that are shown in HD, and categorized by specific location (cardia, body, antrum, prepyloric area).

[2013 – TRT 1:15:00] **1.25 CME Credits**

#### DV057 **Digital Price** **DVD Price**

Member	<b>\$85</b>	\$95
Non-Member	<b>\$125</b>	\$135

ASGE members save **32% on digital, 29% on DVD**

### Endoscopic Treatment of Achalasia

This is only available as a digital video

Won Young Cho, MD, Jong Kee Park, MD, Su Jin Hong, MD, Gene Hyun Bok, MD, PhD, Tae Hee Lee, MD, Hyun Gun Kim, MD, PhD, Jin Oh Kim, MD, and Jeon Seong Lee, MD

Get insight on treatments of achalasia, an esophageal smooth muscle motility disorder of unknown cause, characterized by aperistalsis of the esophageal body and impaired lower esophageal sphincter relaxation.

[2011 – TRT 36:00] **0.75 CME Credit**

#### OLV003 **Digital Price**

Member	<b>\$35</b>
Non-Member	<b>\$50</b>

ASGE members save **30%**

### Endoscopic Management of Barrett's Esophagus

Deepak Agrawal, MD, MPH, MBA, Srikrishna Vemana, MD, and Amitabh Chak, MD, FASGE

A comprehensive presentation of the endoscopic diagnosis and treatment techniques for Barrett's esophagus, including endoscopic mucosal resection, multipolar electrocoagulation, argon plasma coagulation, photodynamic therapy, radiofrequency ablation and cryotherapy.

[2010 – TRT 1:40:00] **1.50 CME Credits**

#### DV047 **Digital Price** **DVD Price**

Member	<b>\$65</b>	\$75
Non-Member	<b>\$105</b>	\$115

ASGE members save **38% on digital, 34% on DVD**

### Bariatrics Set

Save **10%** by purchasing DV018 & DV050 as a bundled video set.

#### DV204 **Digital Price**

Member	\$135
Non-Member	\$210

ASGE members save **35%**

*Buy a DVD, Get the Digital Version Free!*



### Diagnosis and Treatment of Early Gastric Cancer

(2005 Audiovisual Award Winner)

*Hisanao Hamanaka, MD, Takuji Gotoda, MD, PhD, FASGE, Ronald Yeh, MD, and Roy M. Soetikno, MD, MS, FASGE*

The important features of early gastric cancer through the use of video tutorial and photo library are highlighted. In addition, endoscopic treatment options for early gastric cancer will be discussed. [2005 – TRT 27:00] **0.50 CME Credit**

DV011	Digital Price	DVD Price
Member	<b>\$45</b>	\$55
Non-Member	<b>\$85</b>	\$95

*ASGE members save 47% on digital, 42% on DVD*

### Endoscopic Removal of Foreign Bodies in Upper Gastrointestinal Tract

*Chan Sup Shim, MD, FASGE, Sang Woo Cha, MD, PhD, Joo-Young Cho, MD, Joon Seong Lee, MD, and Moon-Sung Lee, MD*

While 80 - 90% of foreign bodies pass spontaneously, 10 - 20% require nonoperative intervention. Learn the tricks of the trade through content that addresses indications, risks, tools, and techniques. [2001 – TRT 18:50]

DV021	Digital Price	DVD Price
Member	<b>\$45</b>	\$55
Non-Member	<b>\$85</b>	\$95

*ASGE members save 47% on digital, 42% on DVD*

### Full Endoscopic Learning Library

**Save 20%** by purchasing DV011-DV077 as a bundled video set. You can purchase this set with those videos that are also available in Spanish. Does not include digital-only titles.

English/Spanish	Digital Price	DVD Price
Member	<b>\$3,040</b>	\$3,512
Non-Member	<b>\$4,560</b>	\$5,128

*ASGE members: Save 33% on digital, 31% on DVD*

### Therapeutic Endoscopy for Strictures of the Upper Digestive Tract

(2010 Audiovisual Award Winner)

*Tae Hee Lee, MD, Joo Young Cho, MD, Gene Hyun Bok, MD, PhD, Il-Kwon Chung, MD, Tae Hoon Lee, MD, Youn Ho Jung, MD, Won Young Cho, MD, Hyun Gun Kim, MD, PhD, Jin Oh Kim, MD, and Joon Seong Lee, MD*

Benefit from practical recommendations regarding indications and techniques for endoscopic treatment of upper digestive tract strictures focusing on dilation therapy, stent therapy and incisional therapy. [2010 – TRT 1:13:00] **1.25 CME Credits**

DV046	Digital Price	DVD Price
Member	<b>\$85</b>	\$95
Non-Member	<b>\$125</b>	\$135

*ASGE members save 32% on digital, 29% on DVD*



### Endoscopic Tissue Sampling of the Upper GI Tract: From Forceps to Optical

(2012 Audiovisual Award Winner)

*Won Young Cho, MD, Gene Hyun Bok, MD, PhD, Wook Hyun Um, MD, Chnag Gyun Chun, MD, Hyun Gun Kim, MD, PhD, Tae Hee Lee, MD, Suck Ho Lee, MD, Su Jin Hong, MD, So Young Jin, MD, and Joo Young Cho, MD*

Review the indications and basic techniques of conventional forceps biopsy by specific GI tract location and by disease such as Barrett's esophagus and benign/malignant gastric ulcers. Plus, learn about clinical situations where advanced tissue sampling techniques help with diagnosis including strip biopsy, endoscopic resection of mucosal and submucosal lesions and EUS guided needle biopsy. [2012 – TRT 41:00] **0.75 CME Credits**

DV053	Digital Price	DVD Price
Member	<b>\$45</b>	\$55
Non-Member	<b>\$85</b>	\$95

*ASGE members save 47% on digital, 42% on DVD*

*Buy a DVD, Get the Digital Version Free!*

## SMALL BOWEL

### Small Bowel Imaging

Klaus E. Monkemuller, MD, PhD, FASGE, Marzena J. Zabielski, RN, BSN, Lucia C. Fry, MD, FASGE, and Helmut Neumann, MD, PhD, FASGE

Understand the techniques, performance and limitations of current methods of small bowel imaging. Plus, master the spectrum of small bowel pathologies and the specific algorithmic approach to the various conditions, such as obscured GI bleeding, inflammatory small bowel diseases, malabsorption, small bowel tumors and polyps.

[2012 – TRT 40:00] **0.75 CME Credit**

DV052	Digital Price	DVD Price
Member	<b>\$65</b>	\$75
Non-Member	<b>\$105</b>	\$115

ASGE members save **38%** on digital, **34%** on DVD

### Video Capsule Endoscopy: The Basics & Beyond

Christopher Marshall, MD, Anupam Singh, MD, and David Cave, MD, PhD

Geared to both novice and more experienced users, this DVD takes viewers from the basics of equipment to normal-findings and landmarks on capsule endoscopy. The authors review a number of conditions including bleeding, malabsorption, ulcerating diseases, and tumors and how they present on capsule endoscopy. Finally, a number of diagnostic dilemmas in capsule endoscopy are covered as well.

[2016 – TRT 1:05:00] **1.00 CME Credit**

DV072	Digital Price	DVD Price
Member	<b>\$115</b>	\$125
Non-Member	<b>\$165</b>	\$175

ASGE members save **30%** on digital, **28%** on DVD



## OTHER GI TOPICS

### Taking Care of You: Ergonomic Essentials for Your Practice

Amandeep Shergill, MD, Carisa Harris-Adamson, PhD, CPE, PT, Gottumukkala S. Raju, MD, FASGE, Nao Kusuzaki, Kenneth R. McQuaid, MD, FASGE, George Russell, and Krystof Andres

Gastrointestinal endoscopy is associated with several risk factors for overuse injury: repetitive hand motion, high hand forces, and awkward wrist, shoulder, and neck postures. Studies to date have demonstrated that between 37% and 89% of endoscopists complain of musculoskeletal pain or injury potentially related to endoscopy. Ergonomics evaluates how a job can best be fit to an individual, instead of forcing an individual to fit into a job. This video gives viewers the basic tools they need to optimize their work environment and their interaction with the endoscope, helping them build a more sustainable endoscopic practice for years to come.

[2017 – TRT 40:00] **0.50 CME Credit**

DV074	Digital Price	DVD Price
Member	<b>\$115</b>	\$125
Non-Member	<b>\$165</b>	\$175

ASGE members save **30%** on digital, **28%** on DVD



### Troubleshooting Commonly Encountered Problems with the Endoscope

(2016 Audiovisual Award Winner)

Michael A. Chang, MD, Wilson Kwong, MD, Thomas J. Savides, MD, FASGE, and Syed M. Abbas Fehmi, MD, MSc, FASGE

Becoming familiarized with the endoscope can be challenging. Individualized on the job teaching can be very effective, but is not standardized and can lead to ineffective transfer of knowledge. The authors present the basics of the endoscope functions, as well as advanced troubleshooting techniques when problems occur with the endoscope. Topics covered include Lighting Problems, Insufflation Problems, Suction Problems, Irrigation Problems, Monitor Problems, and Forceps Problems.

[2016 – TRT 23:00] **0.50 CME Credit**

DV076	Digital Price	DVD Price
Member	<b>\$115</b>	\$125
Non-Member	<b>\$165</b>	\$175

ASGE members save **30%** on digital, **28%** on DVD







## Endoscopic Features of Lymphoproliferative Diseases

This is only available as a digital video

Georgios Mavrogenis, MD, Alessandra Camboni, MD, Marie Armelle Denis, MD, Walter Margos, MD, Astrid Marot, MD, Olivier Dewit, MD, PhD, Hubert Piessevaux, MD, PhD, Anne Jouret-Mourin, MD, PhD, Eric Van Den Neste, MD, PhD, and Pierre H. Deprez, MD, PhD

The authors present in vivid detail the endoscopic, histologic, and radiologic findings along with the clinical background and management of several distinct endoscopic presentations of gastric mucosa-associated lymphoid tissue (MALT) lymphoma, duodenal follicular lymphoma, posttransplantation lymphoproliferative disorder (PTLD) of the duodenum, colonic MALT lymphoma, solitary rectal plasmacytoma, and high-grade diffuse large B cell colorectal lymphoma. [2015 – TRT 13:00] **0.25 CME Credit**

<b>OLV006</b>	<b>Digital Price</b>
Member	<b>\$35</b>
Non-Member	<b>\$50</b>

ASGE members save **30%**

## Image Enhanced Endoscopy

Also available in Spanish.

**(2008 Audiovisual Award Winner)**

Roy M. Soetikno, MD, MS, FASGE, and Tonya R. Kaltenbach, MD, MS, FASGE

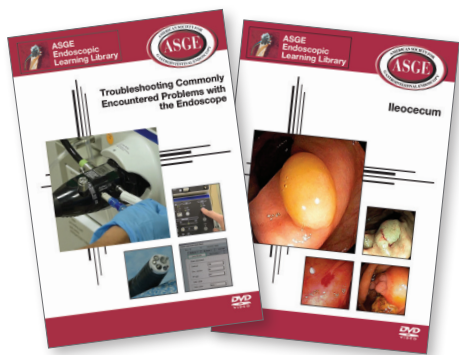
Topics covered in this high-definition video include high-resolution versus high-definition imaging, sprayed dye-based image enhancement versus electronically-enhanced imaging, identification of mucosal patterns and mucosal vascular details highlighted by IEE, and the use of spray catheters and caps in IEE.

[2008 – TRT 36:00] **0.50 CME Credit**

<b>DV037</b> (DV037s – Spanish)	<b>Digital Price</b>	<b>DVD Price</b>
Member	<b>\$65</b>	<b>\$75</b>
Non-Member	<b>\$105</b>	<b>\$115</b>

ASGE members save **38%** on digital, **34%** on DVD

*Buy a DVD, Get the Digital Version Free!*



## Ileocecum

**(2015 Audiovisual Award Winner)**

Shou-jiang Tang, MD, FASGE and Ruonan Wu, MSE

The authors demonstrate ileocecum anatomy, endoscopic findings, and pathologies. Topics covered include recognizing normal endoscopic landmarks and findings within the ileocecum; diagnosing common endoscopic findings such as ischemia, drug induced injury, portal colopathy and varices, hemorrhage, inflammatory bowel disease; as well as recognizing and managing uncommon pathologies such as various types of inflammation and infection, mucocele, and neoplasms.

[2015 – TRT 1:05:00] **1.00 CME Credit**

<b>DV066</b>	<b>Digital Price</b>	<b>DVD Price</b>
Member	<b>\$115</b>	<b>\$125</b>
Non-Member	<b>\$165</b>	<b>\$175</b>

ASGE members save **30%** on digital, **28%** on DVD

## FREE DIGITAL VIDEOS

- Natural Orifice Transluminal Endoscopic Surgery: Current Status and Future Perspective (OLV007)
- Confocal Laser Endomicroscopy in Gastroenterology: Where Are We Now and Where Should We Go? (OLV008)
- 3rd Space Endoscopy – The New Frontier of Endoscopic Intervention (OLV009)
- Chromoendoscopy with Targeted Biopsy to Detect Nonpolypoid Colorectal Neoplasms (DV065)
- All DDW 2015-2018 videos (over 300 titles) FREE to ASGE members

## ASGE OFFERS A WIDE VARIETY OF RECORDINGS TO HELP KEEP YOU CURRENT ON KEY CLINICAL AND PRACTICE MANAGEMENT TOPICS.

### COURSE RECORDINGS

#### ASGE Masterclasses

One-day, in-depth didactic courses presented by renowned experts on topics impacting your everyday clinical practice.

- **From the Basics to Beyond with EUS** – Led by course directors **Michael J. Levy, MD** and **Vanessa M. Shami, MD, FASGE**, you will explore many of the technical nuances and areas of controversy and highlight the unique opportunities and limitations of EUS.
- **Advanced Techniques in ERCP** – Join course directors **Gregory Ginsberg, MD, FASGE** and **John Martin, MD, FASGE**, as they present a curriculum that will advance your skills and expertise in ERCP.

#### GI Endoscopy Unit Leadership

Content from the intensive one-day live course that provides information and the tools necessary to gain the essentials needed to become an effective leader and to run an efficient, high-quality, and profitable GI unit.

#### Coming Soon!

- ASGE Annual Postgraduate Course
- Practice Management Trifecta

### WEBINAR RECORDINGS

#### Colon Polyps

View world-renowned expert **Dr. Douglas K. Rex** in a 60-minute video from the webinar dedicated to colon polyps. In the video Dr. Rex discusses the clinically important aspects of the two major classes of precancerous lesions – conventional adenomas and serrated lesions.

#### Pits and Pitfalls of Scope Reprocessing

Your commitment to safe patient care includes support for training and reinforcement on the essential elements for flexible endoscope reprocessing. View this one-hour webinar with David Hambrick, a nationally-recognized expert on infection control in GI endoscopy.

#### Coding Webinars

These quarterly coding webinars provide your team with year-long coding and billing education to enhance efficiency and profitability through proper coding and billing. Access the recordings to ensure proper application and diminish the common causes of claim rejection.

#### Practice Management Webinars

Provide your team with year-round education to keep their skills current with important information related to practice management, coding, quality and clinical procedures.



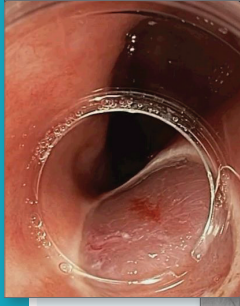
# Add These New Videos to Your Collection!

The Endoscopic Learning Library is the field's most comprehensive collection of high-quality procedure videos on endoscopy. Benefit from full-color, live-action educational content on the most current topics available. Many titles also offer the ability to earn CME credits.



## Newest digital releases

- A Guide to the Endoscopic Assessment of Barrett's Esophagus (OLV010) *Page 13*
- Management of Bleeding Gastric Varices (OLV011) *Page 11*



**American Society for Gastrointestinal Endoscopy**  
3300 Woodcreek Drive  
Downers Grove, IL 60515

# ON-DEMAND LEARNING

Tel: 630.573.0600

Fax: 630-963-8332

[www.asge.org](http://www.asge.org)

NON-PROFIT ORG.  
U.S. POSTAGE  
PAID  
PERMIT 384  
OAK BROOK, IL